

10-DAY ENROLLMENT REPORT FALL 2022

Office of Institutional Research

1601 E. 27th Street
Scottsbluff, NE 69361



Western Nebraska
Community College

p 308.635.6013
p 800.348.4435
f 308.635.6732
wncc.edu

Executive Summary

AS OF THE TENTH DAY OF THE SEMESTER (SEPTEMBER 02, 2022):

1. **THERE ARE 680 FULL-TIME AND 1,230 PART-TIME STUDENTS. THE TOTAL ENROLLMENT OF 1,910 REPRESENTS A 11.9% INCREASE COMPARED TO FALL 2021 (FALL 2021 10-DAY ENROLLMENT = 1,706).**
2. **FEMALE TO MALE RATIO IS 66.87% FEMALE TO 33.13% MALE OVERALL.**
3. **HISPANIC ENROLLMENT IS 473 REPRESENTING 24.8% OF ALL STUDENTS. THIS STUDENT POPULATION IS THE 2ND LARGEST ETHNIC GROUP BEHIND ONLY WHITE NON-HISPANIC STUDENTS.**
4. **NATIVE AMERICAN ENROLLMENT IS 70 REPRESENTING 3.7% OF ALL STUDENTS. THIS STUDENT POPULATION IS THE 2ND LARGEST RACIAL GROUP BEHIND ONLY WHITE STUDENTS.**
5. **TOTAL FTE IS 552.06 REPRESENTING A 4.16% DECREASE OVER FALL 2021.**
6. **THE WNCC STUDENT BODY HAS STUDENTS REPRESENTING EACH OF THE COUNTIES WITHIN THE WCCA SERVICE AREA.**
7. **HIGH SCHOOL DUAL ENROLLMENT REPRESENTS A 30.90% OF WNCC'S TOTAL ENROLLMENT (590 TOTAL DUAL ENROLLMENT STUDENTS).**

TABLE OF CONTENTS

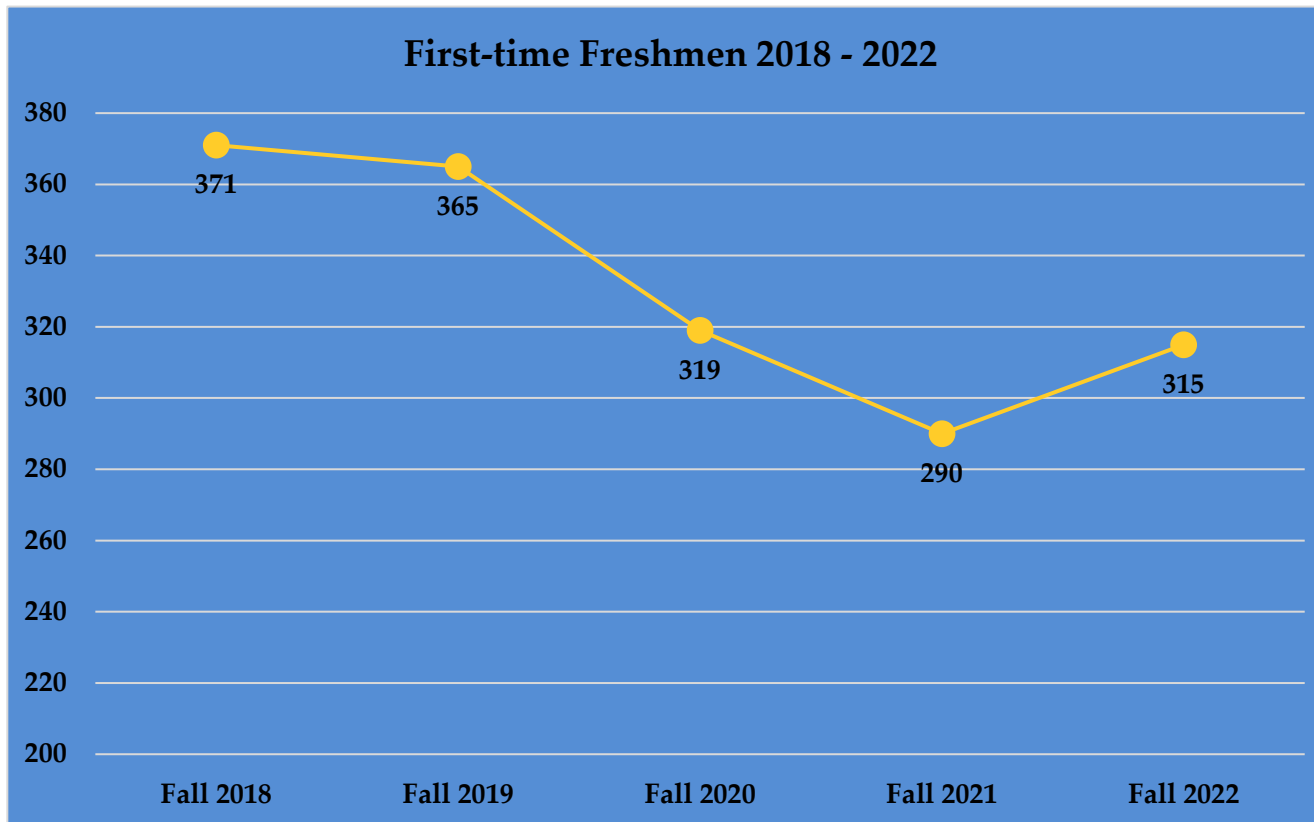
Fall 2022

PAGE TITLE	PAGE NUMBER
ENROLLMENT BY LOCATION	1
FIRST-TIME FRESHMEN TREND	2
GENDER AND AGE BREAKDOWN	3
RACE/INTERNATIONAL STUDENT COUNT	4
HISPANIC STUDENT BREAKDOWN	5
NATIVE AMERICAN STUDENT BREAKDOWN	6
DUAL CREDIT STUDENT BREAKDOWN	7
FTE TREND	8
STUDENT DEMOGRAPHICS BY TOP 15 COUNTIES OF RESIDENCE	9
ENROLLMENT AND CREDIT DISTRIBUTION OF ONLINE STUDENTS	10
STUDENT ACADEMIC AREA OF EMPHASIS (AA, AFA, &, AS)	11
STUDENT ACADEMIC AREA OD EMPHASIS (AAS, AD-N, AOS, Certificate, &, Diploma)	12

WESTERN NEBRASKA COMMUNITY COLLEGE
FALL 2022 ENROLLMENT BY LOCATION - 7 YEAR COMPARISON
September 02, 2022

Enrollment Type by Location	Fall 2016	Fall 2017	Fall 2018	Fall 2019	Fall 2020	Fall 2021	Fall 2022
FT Scottsbluff	615	608	596	594	560	547	538
FT Alliance	37	58	51	39	47	55	58
FT Sidney	80	79	71	66	55	73	60
FT Online	44	48	47	41	49	24	24
FT Business & Comm Educ	0	0	0	0	0	0	0
Total Full-Time*	776	793	765	740	711	699	680
PT Scottsbluff	585	659	619	583	509	637	875
PT Alliance	119	156	142	131	108	81	82
PT Sidney	77	108	137	95	103	101	110
PT Online	154	154	141	173	194	120	163
PT Business & Comm Educ	8	35	21	0	0	68	0
Total Part-Time*	943	1,112	1,060	982	914	1,007	1,230
Total Scottsbluff	1,200	1,267	1,215	1,177	1,069	1,184	1,413
Total Alliance	156	214	193	170	155	136	140
Total Sidney	157	187	208	161	158	174	170
Total Online	198	202	188	214	243	144	187
Total Bus. & Comm Educ.	8	35	21	0	0	68	0
Total FT & PT*	1,719	1,905	1,825	1,722	1,625	1,706	1,910
Credit Hours Scottsbluff	11,198	11,333	11,295	10,665	9,233	11,756	9,504
Credit Hours Alliance	1,036	1,535	1,336	1,199	1,129	1,398	954
Credit Hours Sidney	1,395	1,406	1,570	1,256	1,094	1,652	942
Credit Hours Online	2,886	3,095	3,054	3,191	3,975	970	3,832
Credit Hours Bus. & Comm. Ed.	43	291	76	0	0	0	0
Total Credit Hours	16,558	17,660	17,331	16,311	15,431	15,776	15,232

Western Nebraska Community College First-time Freshmen Five-year Trend



Western Nebraska Community College Gender and Age Four-year Comparison

	Fall 2019		Fall 2020		Fall 2021		Fall 2022	
Female FT	414	55.9%	400	56.3%	397	56.8%	375	55.1%
Male FT	326	44.1%	311	43.7%	302	43.2%	305	44.9%
Totals	740	-	711	-	699	-	680	-
Female PT	683	69.6%	617	67.5%	641	63.7%	754	62.6%
Male PT	299	30.4%	297	32.5%	366	36.3%	450	37.4%
Totals	982	-	914	-	1007	-	1204	-
Average Age								
FT	22.3	-	22.3	-	21.9	-	21.5	-
PT	25.9	-	23.1	-	21.4	-	22.5	-
Age Group:								
< 18	533	31.0%	451	27.8%	595	34.9%	669	35.0%
18 - 24	770	44.7%	762	46.9%	767	45.0%	827	43.3%
25 - 30	163	9.5%	174	10.7%	139	8.1%	153	8.0%
31 - 40	143	8.3%	133	8.2%	121	7.1%	143	7.5%
41 - 50	70	4.1%	67	4.1%	61	3.6%	70	3.7%
51 - 60	28	1.6%	27	1.7%	15	0.9%	29	1.5%
> 60	15	0.9%	11	0.7%	8	0.5%	19	1.0%
Totals	1722	-	1625	-	1706	-	1910	-

WESTERN NEBRASKA COMMUNITY COLLEGE

Race/International Student Breakdown - Four-year Comparison

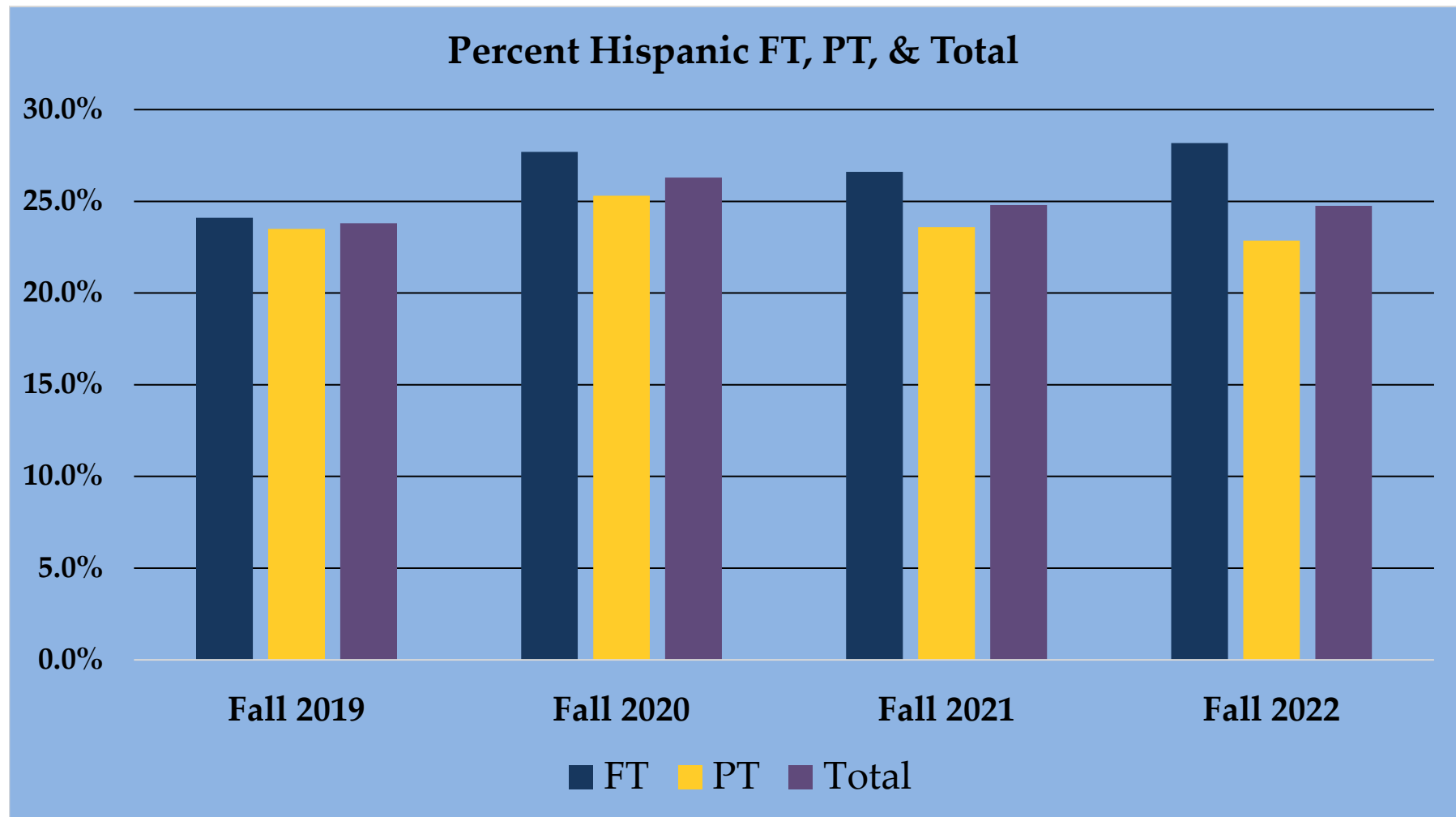
Full-time	Fall 2019		Fall 2020		Fall 2021		Fall 2022	
Asian	14	1.9%	20	2.8%	18	2.6%	17	2.5%
Black	30	4.1%	22	3.1%	24	3.4%	24	3.5%
Hawaiian/Other PI	5	0.7%	1	0.1%	0	0.0%	3	0.4%
Hispanic	178	24.1%	197	27.7%	*	*	*	*
International	65	8.8%	39	5.5%	54	7.7%	73	10.7%
Native American	13	1.8%	16	2.3%	21	3.0%	26	3.8%
White	423	57.2%	404	56.8%	544	77.8%	505	73.7%
No Response	12	1.6%	12	1.7%	38	5.4%	37	5.4%
TOTAL	740	-	711	-	699	-	685	-

Part-time	Fall 2019		Fall 2020		Fall 2021		Fall 2022	
Asian	8	0.8%	11	1.2%	14	1.4%	13	1.1%
Black	16	1.6%	16	1.8%	17	1.7%	23	1.9%
Hawaiian/Other PI	0	0.0%	0	0.0%	0	0.0%	0	0.0%
Hispanic	231	23.5%	231	25.3%	*	*	*	*
International	1	0.1%	11	1.2%	5	0.5%	4	0.3%
Native American	20	2.0%	21	2.3%	36	3.6%	44	3.6%
White	671	68.3%	584	63.9%	842	83.6%	992	81.0%
No Response	35	3.6%	40	4.4%	93	9.2%	149	12.2%
TOTAL	982	-	914	-	1,007	-	1,225	-

FT and PT	Fall 2019		Fall 2020		Fall 2021		Fall 2022	
Asian	22	1.3%	31	1.9%	32	1.9%	30	1.6%
Black	46	2.7%	38	2.3%	41	2.4%	47	2.5%
Hawaiian/Other PI	5	0.3%	1	0.1%	0	0.0%	3	0.2%
Hispanic	409	23.8%	428	26.3%	*	*	*	*
International	66	3.8%	50	3.1%	59	3.5%	77	4.0%
Native American	33	1.9%	37	2.3%	57	3.3%	70	3.7%
White	1,094	63.5%	988	60.8%	1,386	81.2%	1,497	78.4%
No Response	47	2.7%	52	3.2%	131	7.7%	186	9.7%
TOTAL	1,722	-	1,625	-	1,706	-	1,910	-

WESTERN NEBRASKA COMMUNITY COLLEGE Enrollment Percent Hispanic - Four-year Comparison

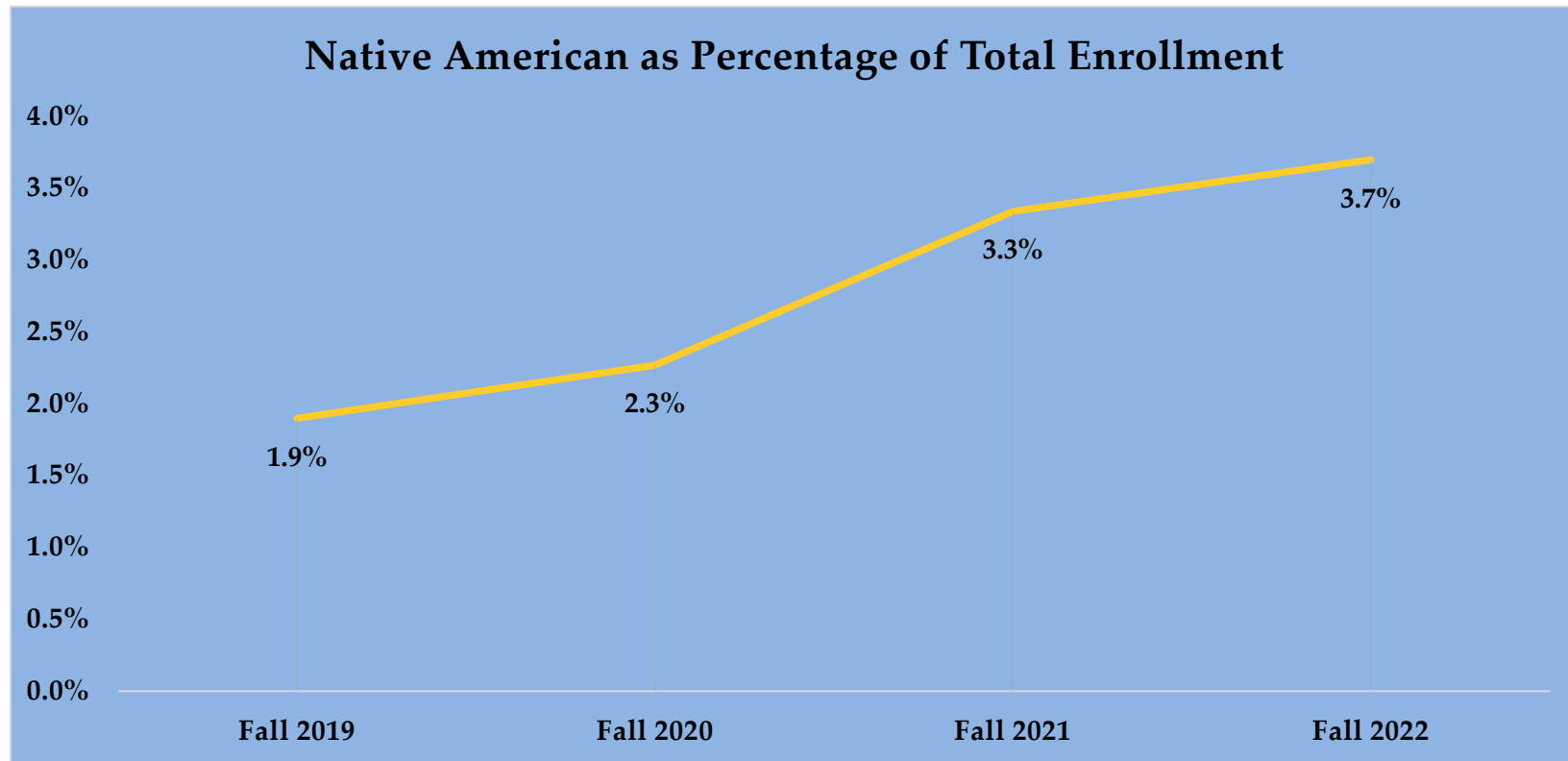
	Fall 2019		Fall 2020		Fall 2021		Fall 2022	
	% of Total	Raw Total	% of Total	Raw Total	% of Total	Raw Total	% of Total	Raw Total
Full-time	24.1%	178	27.7%	197	26.6%	186	28.2%	193
Part-time	23.5%	231	25.3%	231	23.6%	238	22.9%	280
FT and PT	23.8%	409	26.3%	428	24.8%	424	24.8%	473



WESTERN NEBRASKA COMMUNITY COLLEGE

Enrollment Percent Native American - Four-year Comparison

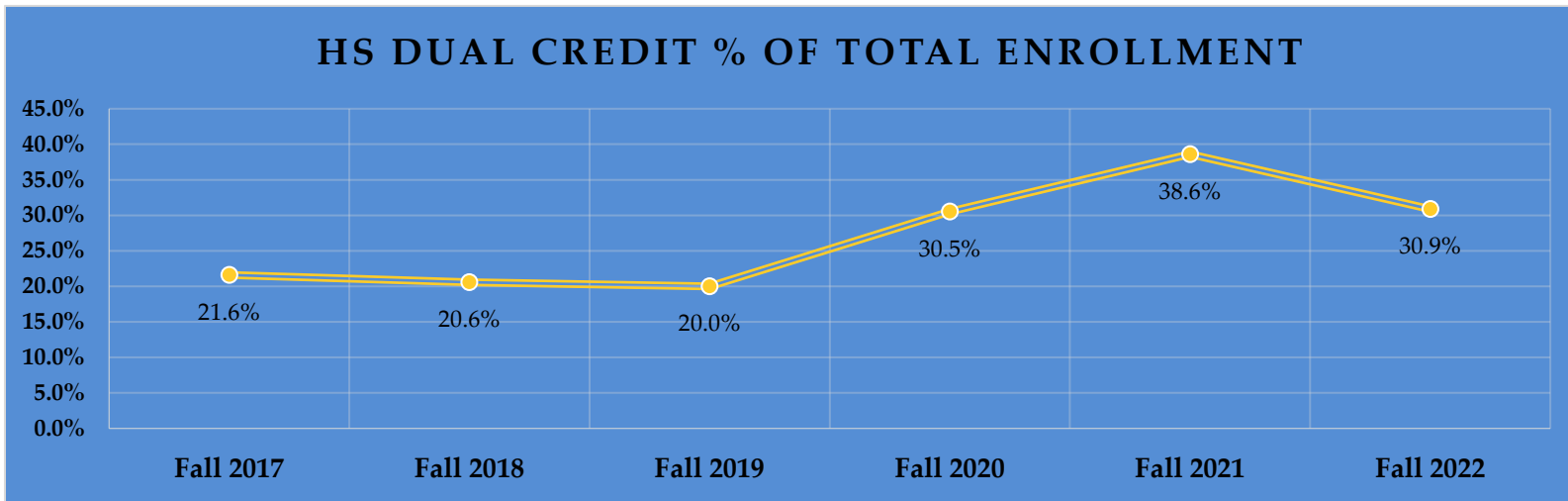
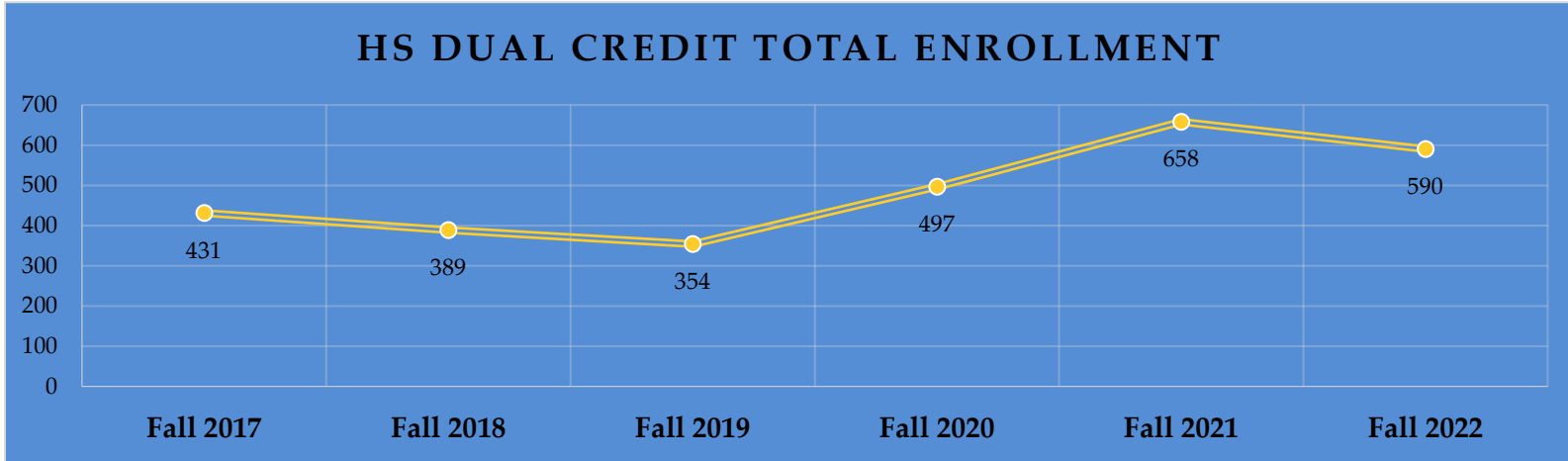
	Fall 2019		Fall 2020		Fall 2021		Fall 2022	
	% of Total	Raw	% of Total	Raw	% of Total	Raw	% of Total	Raw
Native American Enrollment	1.9%	33	2.3%	37	3.3%	57	3.7%	70



WESTERN NEBRASKA COMMUNITY COLLEGE

Dual Credit Enrollment - Six-year Comparison

	Fall 2017	Fall 2018	Fall 2019	Fall 2020	Fall 2021	Fall 2022
CollegeNow! Enrollment	431	389	354	497	658	590
% of total enrollment	21.6%	20.6%	20.0%	30.5%	38.6%	30.9%

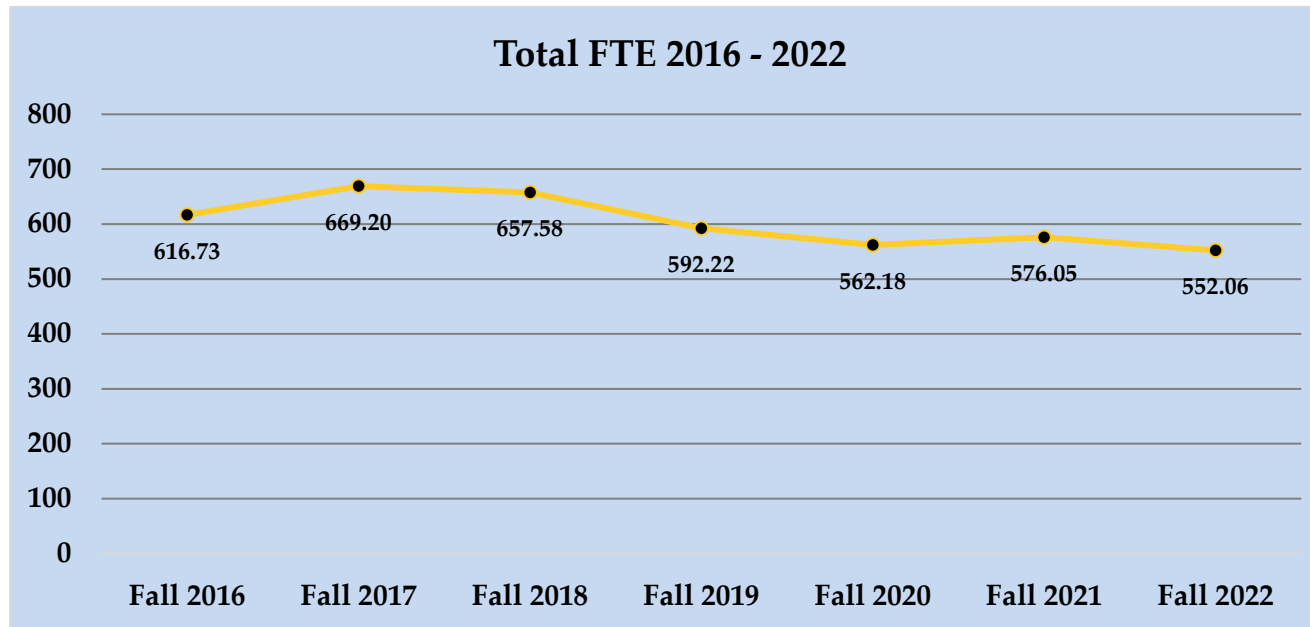


WESTERN NEBRASKA COMMUNITY COLLEGE

FTE Seven-year Trend

	Fall 2016	Fall 2017	Fall 2018	Fall 2019	Fall 2020	Fall 2021	Fall 2022
Credit							
Academic	386.77	399.04	388.12	365.16	339.09	378.01	315.47
Light	74.60	89.37	94.35	94.90	95.20	74.54	78.87
Heavy	129.12	137.75	133.34	125.19	124.18	79.86	113.3
Sub-total	590.49	626.16	615.81	585.25	558.47	532.41	507.64
Non-Credit*	26.24	43.04	41.77	6.97	3.71	43.64	44.42
Total	616.73	669.20	657.58	592.22	562.18	576.05	552.06

*Includes reimbursable & non-reimbursable non-credit contact hours



WESTERN NEBRASKA COMMUNITY COLLEGE

Student Demographics, Credit, and FTE by Top 15 Counties of Residence/International

County	Student Count	Credit Hours	FTE	% of Total FTE	% Full-time	% Female	% Hispanic
Scotts Bluff	1,182	9,593.0	319.77	62.98%	38.92%	57.36%	18.95%
Cheyenne	138	1,098.5	36.62	7.21%	28.99%	52.17%	3.62%
Box Butte	119	912.0	30.40	5.99%	26.05%	72.27%	14.29%
Morrill	64	344.0	11.47	2.26%	15.63%	51.56%	7.80%
Sheridan	40	251.5	8.38	1.65%	15.00%	62.50%	5.00%
Dawes	35	214.5	7.15	1.41%	28.57%	68.57%	8.57%
Kimball	34	207.0	6.90	1.36%	23.53%	67.65%	8.82%
Garden	16	76.5	2.55	0.50%	0.00%	50.00%	0.00%
Deuel	14	75.0	2.50	0.49%	21.43%	85.71%	7.14%
Cherry	9	44.5	1.48	0.29%	11.11%	66.66%	0.00%
Grant	8	31.5	1.05	0.21%	0.00%	62.50%	0.00%
Banner	7	92.5	3.08	0.61%	85.71%	85.71%	0.00%
Keith	6	29.0	0.97	0.19%	0.00%	66.66%	16.66%
Sioux	5	22.0	0.73	0.14%	20.00%	60.00%	0.00%
Lincoln	4	50.0	1.67	0.33%	50.00%	25.00%	0.00%
International	77	1,124.0	37.47	7.38%	93.50%	46.75%	2.60%
Totals	1,758	14,165.5	472.18	93.00%	32.94%	86.46%	14.96%

WESTERN NEBRASKA COMMUNITY COLLEGE
Enrollment and Credit Distribution of Online Students by Home County

County	Enrollment	Credit
Box Butte	14	107
Cherry	6	24
Cheyenne	19	106
Co Custer	1	15
Dawes	12	47
Dawson	1	0
Deuel	6	23
Garden	5	15
Grant	7	27
Keith	3	12
Kimball	9	39

County	Enrollment	Credit
Morrill	13	47
Otoe	1	12
Out of State	1	15
Red Willow	1	4
Sarpy	1	12
Saunders	1	6
Scotts Bluff	32	185
Sheridan	27	118
Washington	1	0
Wy Goshen	1	12
Unknown	25	181

Total enrollment	187
Total credits	1,006

WESTERN NEBRASKA COMMUNITY COLLEGE
Enrollment by Academic Area of Emphasis (AA, AFA, and, AS)

Program #	Award	Hours	Program Title	FT Students	PT Students	Total Students	Percentage
0100	AS	61	Agricultural Science (Pre)	1	1	2	0.3%
0305	AS	64	Forestry-Wildlife Management (Pre)	1	1	2	0.3%
1199A	AA	63	Information Technology	4	12	16	2.4%
1199A	AS	60	Information Technology	25	15	40	6.0%
1199C	AA	60	Information Technology (Cyber Security)	6	5	11	1.7%
1312A	AA	64	Education (Elementary)	22	9	31	4.7%
1312B, D-K	AA	62	Education (Secondary)	10	5	15	2.3%
1312C	AA	62	Education (Early Childhood)	8	11	19	2.9%
1313A	AA	67	Music (Education)	7	2	9	1.4%
1313B&D	AS	60	Health/ PE /Coaching & Sports Admin.	0	0	0	0.0%
1313E	AS	60	Exercise Science - Physical Education	13	1	14	2.1%
1313F	AS	60	Exercise Science - Health and Fitness	21	3	24	3.6%
1399	AA	66	Theatre Arts (Education)	0	0	0	0.0%
1399	AFA	60	Fine Arts - Theatre Option	3	3	6	0.9%
1401	AS	62	Engineering (Pre)	9	3	12	1.8%
1609-1699A	AA	60	Foreign Languages	0	1	1	0.2%
1905	AS	68	Dietetics	3	2	5	0.8%
2401	AA	62	General Studies	13	37	50	7.5%
2401	AFA	60	Fine Arts - Interdisciplinary Option	0	0	0	0.0%
2401	AA	63	General Studies	13	37	50	7.5%
2401	AS	62	General Studies	37	21	58	8.7%
2601	AS	60	Biomedical Research (Pre)	3	1	4	0.6%
2601A	AS	67	Biology/Ecology	7	5	12	1.8%
2701A	AS	63	Mathematics	0	2	2	0.3%
4005	AS	70	Chemistry	2	1	3	0.5%
4201	AA	67	Psychology	14	14	28	4.2%
4301	AA	62	Criminal Justice	17	13	30	4.5%
4407	AA	63	Social Work	5	3	8	1.2%
4501	AA	61	General Studies (Social Sciences)	7	7	14	2.1%
4502	AA	60	Anthropology	0	0	0	0.0%
5007	AFA	60	Fine Arts - Visual Arts Option	7	2	9	1.4%
5009B	AFA	60	Fine Arts - Music Performance Option	3	2	5	0.8%
5009C	AFA	60	Fine Arts - Musical Theatre Perform Opt	4	0	4	0.6%
5101	AS	61	Chiropractic Medicine (Pre)	0	0	0	0.0%
5106	AS	65	Dental Hygiene (Pre)	7	9	16	2.4%
5108A	AS	68	Physical Therapy (Pre)	9	5	14	2.1%
5110	AS	68	Medical Technology (Pre)	0	0	0	0.0%
5111	AS	62	Dentistry (Pre)	5	2	7	1.1%
5111A	AS	63	Medicine (Pre)	7	1	8	1.2%
5111B	AS	63	Pharmacy (Pre)	2	1	3	0.5%
5111C	AS	64	Veterinary Medicine (Pre)	0	0	0	0.0%
5115	AA	61	Human Services (Transfer)	11	7	18	2.7%
5116B	AS	66	Nursing/Pre-Professional	28	14	42	6.3%
5122A	AS	61	Radiologic Technology (Pre)	15	14	29	4.4%
A.5202E	AA	61	Bus. Adm. Accounting Option	0	0	0	0.0%
B.5202E	AA	61	Bus. Adm. Gen Bus. Adm. Option	0	0	0	0.0%
C.5202E	AA	63	Bus. Adm. Comp. Sci. Option	0	0	0	0.0%
A.5202F	AS	61	Bus. Adm. Accounting Option	10	5	15	2.3%
B.5202F	AS	61	Bus. Adm. Gen Bus. Adm. Option	23	6	29	4.4%
TOTALS				382	283	665	100.0%

WESTERN NEBRASKA COMMUNITY COLLEGE

Enrollment by Academic Area of Emphasis AAS, AD-N, AOS, Certificate, and, Diploma

Program #	Award	Hours	Program Title	FT Students	PT Students	Total Students	Percentage
0199A	C	30	Applied Agriculture Basic	0	0	0	0.0%
0199A	D	34	Applied Agriculture	0	0	0	0.0%
1199B	AAS	66	Information Technology	0	1	1	0.3%
1312	AAS	64	Education (Early Childhood)	2	4	6	1.6%
4301A	AAS	61	Criminal Justice Studies	4	2	6	1.6%
4603	AAS/AOS	66	Power Line Constrction & Maint Tech	16	5	21	5.7%
4603	D	57	Power Line Constrction & Maint Tech	0	0	0	0.0%
4603	C	47.5	Power Line Constrction & Maint Tech	11	1	12	3.3%
4703	AAS	64	Diesel, Truck, and Heavy Equipment Tech	5	1	6	1.6%
4703	D	46	Diesel, Truck, and Heavy Equipment Tech	1	1	2	0.5%
4706/4706A	AAS/AOS	62	Auto Body/Collision Repair and Refinish	2	2	4	1.1%
4706A	C	16	Non-Structural Collision Repair	0	0	0	0.0%
4706D	AAS/AOS	67	Automotive Tech	12	3	15	4.1%
4706D	C	24	Automotive Tech	0	0	0	0.0%
4706E	C	37	Powertrain and Chassis Repair	1	2	3	0.8%
4706F	C	37	Drivetrain and Under Hood Repair	2	0	2	0.5%
4805	D	63	Welding Tech	1	1	2	0.5%
4805	C	30	Welding Tech	0	0	0	0.0%
4805A	C	16	Welding Tech	6	2	8	2.2%
4805B	C	18	Advanced Welding Certificate	0	2	2	0.5%
4805C	AAS	63	Welding Tech	1	2	3	0.8%
4901	AAS/AOS	60	Aviation Maintenance	21	1	22	6.0%
4901	C	30	Aviation Maintenance	5	0	5	1.4%
5107A	AAS	66	Health Information Tech	9	15	24	6.5%
5107B	D-TC	43	Health Information Management Services	1	2	3	0.8%
5109A	AAS	60	Surgical Tech	8	8	16	4.3%
5109B	AAS	60	Emergency Medical Services	4	5	9	2.4%
5109B	C	42	Emergency Medical Services Paramed	1	4	5	1.4%
5110	AAS	79	Medical Lab Tech	1	2	3	0.8%
5110	C	18.5	Phlebotomy	1	4	5	1.4%
5115A	AAS	63	Human Services (Applied)	1	2	3	0.8%
5115A	C	24	Human Services Drug & Alcohol Certificate	4	2	6	1.6%
5116	AD-N	72	Associate Degree Nursing	55	33	88	23.9%
5116A	D	47.5	Nursing (Practical)	33	35	68	18.5%
5201	AAS/AOS	64	Business Tech	4	9	13	3.5%
5201	C	32	Business Tech	0	0	0	0.0%
5201A	C	30	Staff Accountant Certificate	0	2	2	0.5%
5201C	AAS	60	Staff Accountant	0	1	1	0.3%
5204M	AAS	64	Business Technology - Medical Office Mgt	0	2	2	0.5%
TOTALS				212	156	368	100.0%

Non-Discrimination Statement

Western Nebraska Community College does not discriminate on the basis of race, color, religion, national origin, sex or gender, age, disability, marital status, military veteran status, sexual orientation, gender expression/identity, or political affiliation, in its policies, practices, and, activities related to employment, admissions, educational services/programming, student services/activities, or financial aid; as expressly prescribed by institutional policy, state and federal laws, regulations, and executive orders. Inquiries concerning the application of these policies, laws, and/or regulations to the College may be directed to the College's Compliance Officer for the Civil Rights Act(s), Title IX of the Education Amendments of 1972, Americans with Disabilities Act(s), and Section 504 of the Rehabilitation Act of 1973; Ms. Kathy Ault, Human Resources Executive Director, WNCC, 1601 East 27th Street, Scottsbluff, NE, 69361-1815, (308)635-6105, aultk@wncc.edu; or to the Director, Office of Civil Rights, U.S. Department of Education, One Petticoat Lane, 1010 Walnut Street, Suite 320, Kansas City, MO, 64106-2106.