


Census Enrollment Report Summer 2024



Office of Institutional Research
1601 E. 27th Street
Scottsbluff, NE 69361

P 308.635.6026

P 800.348.4435

F 308.635.6732

Western Nebraska Community College

Summer 2024 - Executive Summary

As of the 10th Day of the Summer 2024 Semester:

1. The total enrollment of 394 represents a **7.1% increase** compared to Summer 2023. **30.59%** of students that took courses in Spring 2024 returned in Summer 2024.
2. Total FTE of 10-Day Students was **70.53** while total REU was **92.72**. This is a **17.16% increase** compared Summer 2023.
3. Female to male ratio was **70.1% female** to **28.9% male** overall (1% nondisclosure). The female-to-male ratio is about 10% wider compared to traditional fall/spring semesters.
4. Hispanic enrollment was **117**, representing **29.7%** of all students. This is the highest percentage Hispanic enrollment for WNCC.
5. WNCC's student body has students representing each of the counties within the WNCC service area, **16 states** outside of Nebraska, and students from around the globe
6. Average student age is **24.5**, which is **2.5 years older** than traditional academic terms, with 71 students pursuing new degrees.

Enrollment Research Director - Arich Knaub

knauba8@wncc.edu

Western Nebraska Community College

Summer 2024 - Table of Contents

Enrollment By Location	4
FTE	5
Demographic Breakdown	6
Service Area Breakdown	7

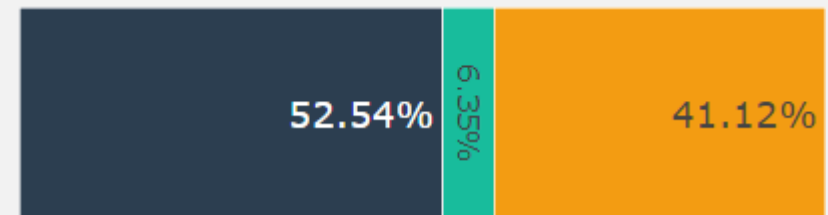
Western Nebraska Community College

Summer 2024 - Enrollment by Location
June 6th, 2024

Type	Location	Summer 2024	Summer 2023
Full Time	Alliance	27	18
	High School Select	--	--
	Online	281	251
	Scottsbluff	73	99
	Sidney	13	--
	Total Students		394
Credit Hours	Alliance	285.0	201
	High School Select	--	--
	Online	1,367.0	1,234
	Scottsbluff	401.0	321
	Sidney	63.0	--
	Total Credit Hours		2,116.0



■ FullTime ■ PartTime



■ Trad ■ CollegeNow! ■ Non-Trad

* Students that take courses at multiple campuses are counted only once at their primary campus, where a majority of their classes are held.


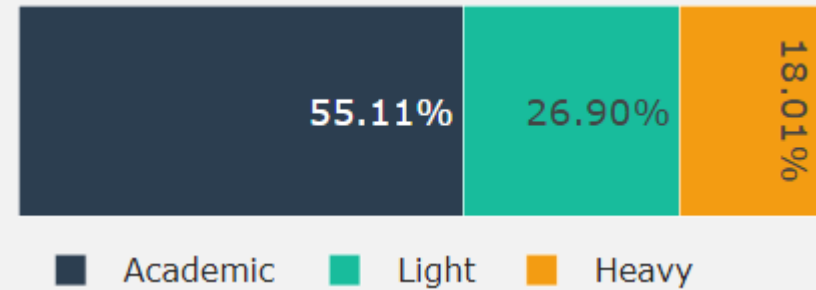
** First year tracking Summer Enrollment at this level.

Western Nebraska Community College

Summer 2024 - Full-Time Equivalency (FTE)

FTE TYPE	2024/UR	2023/UR
Academic (1.0)	38.87	36.53
Light(1.5)	12.70	11.00
Heavy (2.0)	18.97	12.67
Total	70.54	60.20
REU	92.72	77.53

CREDITS	2024/UR	2023/UR
Academic (1.0)	1,1666.0	1,095.0
Light(1.5)	569.0	282.0
Heavy (2.0)	381.0	379.0
Total	2,116.0	1,756.0



* Light (1.5) courses require the use of equipment, facilities, or instructional methods that are easily adaptable for use in general academic transfer classroom or lab.

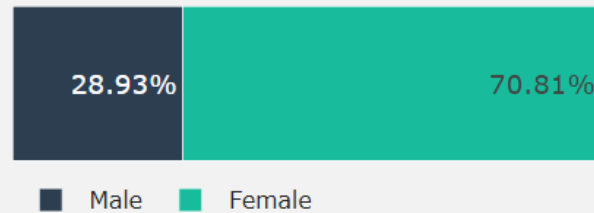
** Heavy (2.0) courses require the use of specialized equipment, facilities, or instructional methods not easily adaptable for the use in general academic transfer classroom or lab.

Western Nebraska Community College

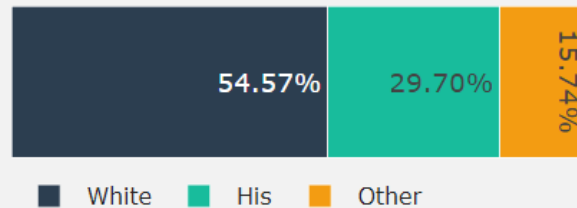
Summer 2024 - Demographic Breakdown

Type	Summer 2024	
Female	279	70.8%
Male	114	28.9%
Total*	393	

Average Age	Summer 2024
Female	24.9
Male	23.7
Average	24.5



IPEDS Race & Ethnicity	Summer 2024	
American Indian or Alaskan Native	5	1.3%
Asian	9	2.3%
Black or African American	7	1.8%
Hispanic / Latino	117	29.7%
Hawaiian or Pacific Islander	2	0.5%
International	29	7.4%
Unknown	10	2.5%
White	215	54.6%
Total	394	



Age Group	Summer 2024		
	Count	Percent	FTE
Under 18	33	8.4%	5.15
18 - 19	100	25.4%	20.35
20 - 21	73	18.5%	10.37
22 - 24	48	12.2%	9.53
25 - 29	57	14.5%	10.13
30 - 34	42	10.7%	7.77
35 - 39	16	4.1%	2.90
40 - 49	15	3.8%	2.93
50 - 64	10	2.5%	1.40
Over 65	--	--	--
Total	394		70.53

* Students who elect not to identify a gender are not represented.

Western Nebraska Community College

Summer 2024 - Service Area Breakdown

County	Total Students	Total Credits	% Credits
Banner	4	25.0	1.18%
Box Butte	30	162.0	7.66%
Cherry	1	12.0	0.57%
Cheyenne	35	186.0	8.79%
Dawes	7	53.0	2.50%
Deuel	3	22.0	1.04%
Garden	2	21.0	0.99%
Grant	2	18.0	0.85%
Kimball	9	47.5	2.24%
Morrill	5	25.0	1.18%
Scotts Bluff	159	838.0	39.60%
Sheridan	3	8.0	0.38%
Sioux	2	15.5	0.73%
Rest of State	39	201.0	9.50%
Out of State	54	327.5	15.48%
International	27	154.5	7.30%
Total	39	2,116.0	